Talents Information Registration Statistical Data
- Up to 24:00 on 12th June 2019

I. Statistics of number of people registered

1.1 Number of registrants by current places of residence and gender

A total of 12,352 people were registered in the database of the Talents Information Registration, of whom 6,149 were male and 6,203 were female, respectively at a proportion of 49.48% and 50.22%. Of all those registrants, 10,278 people lived in Macao, accounting for 83.21% of the total. (See the table below).

Figure distribution of registrants by gender and place of residence

	All the registrants (Percentage)	Living in Macao (Percentage)	Living not in Macao (Percentage)
Male	6,149 (49.78%)	4,980 (48.45%)	1,169 (56.36%)
Female	6,203 (50.22%)	5,298 (51.55%)	905 (43.64%)
Total	12,352 (100.00%)	10,278 (100.00%)	2,074 (100.00%)

Chart I: Distribution of registrants by gender and place of residence

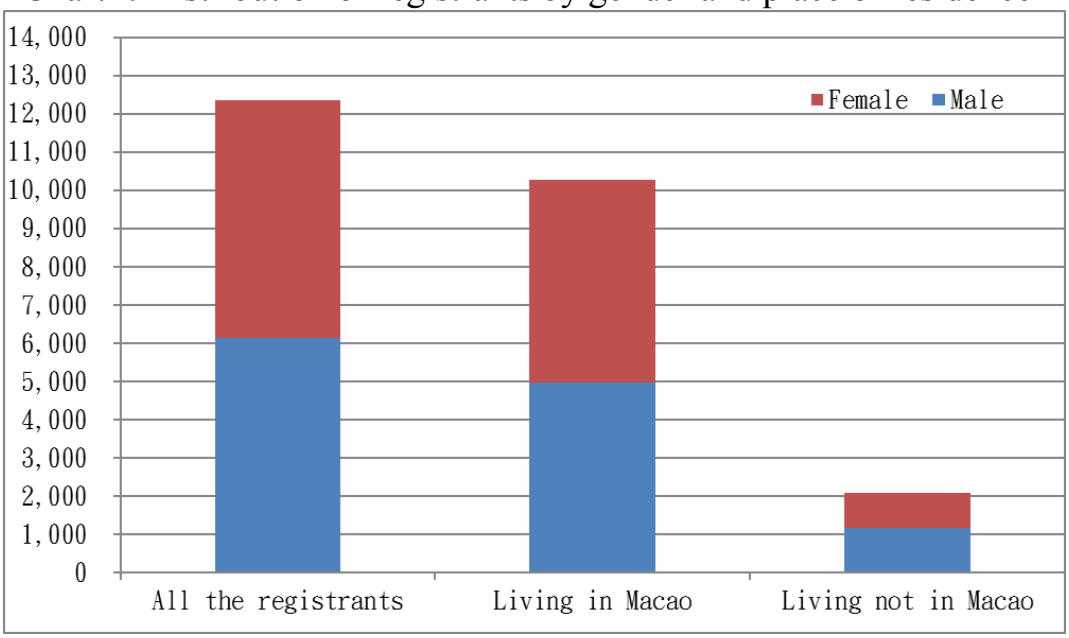

1.2 Figure of registrants by age

Of the above registrants, the average age was 32.95 years and the median was 31.37.

Chart II: Distribution of registrants by age and place of residence

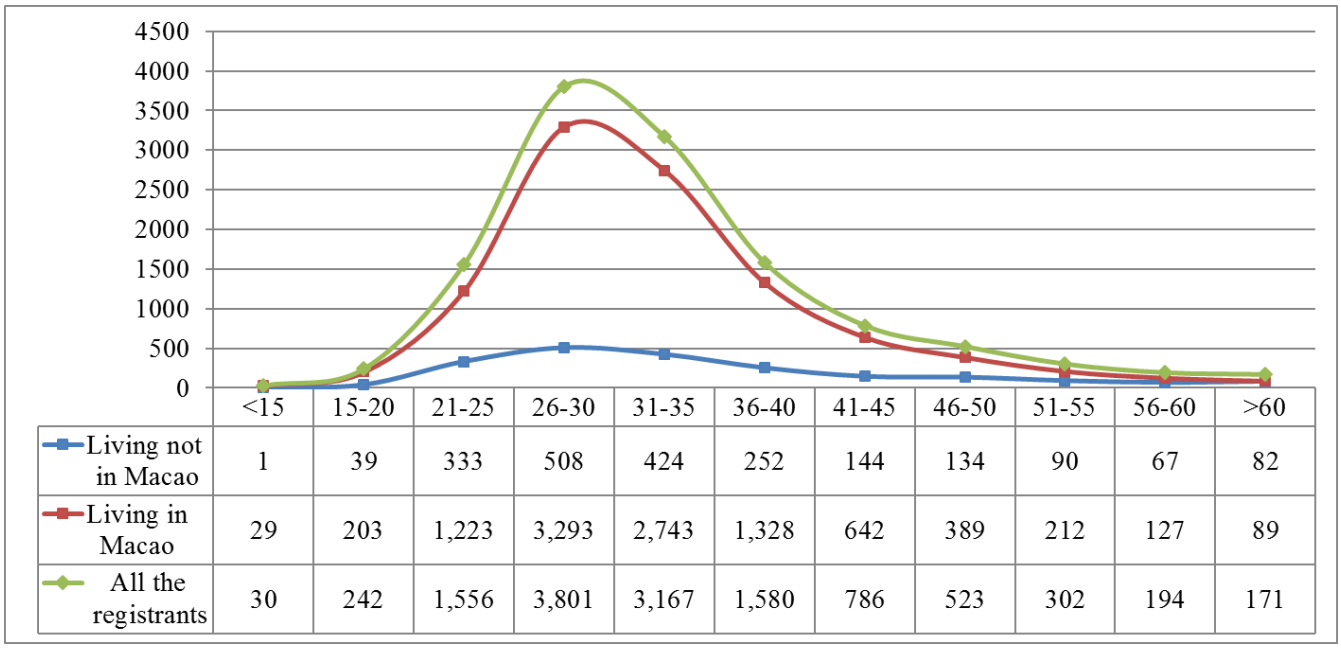

	<15	15-20	21-25	26-30	31-35	36-40	41-45	46-50	51-55	56-60	>60
Living not in Macao	1	39	333	508	424	252	144	134	90	67	82
Living in Macao	29	203	1,223	3,293	2,743	1,328	642	389	212	127	89
All the registrants	30	242	1,556	3,801	3,167	1,580	786	523	302	194	171

1.3 Distribution of current place of residence of the registrant

Most of the registrants, or say a number of 10,278 registrants, accounting for 83.21% of the total.

1.4 List of distribution of current places of residence of the registrants

	Macao	**Hong Kong**	**Mainland China**	**Taiwan, China**
Total	10,278	669	505	216
	USA	**UK**	**Australia**	**Canada**
Total	147	118	83	40
	Portugal	**Japan**	**Others**	**No mention place of residence**
Total	42	19	62	173

"Others" here include South Korea, France, the Netherlands, Germany, Sweden, Thailand, Finland etc…

Chart III: Distribution of places of residence of the registrants

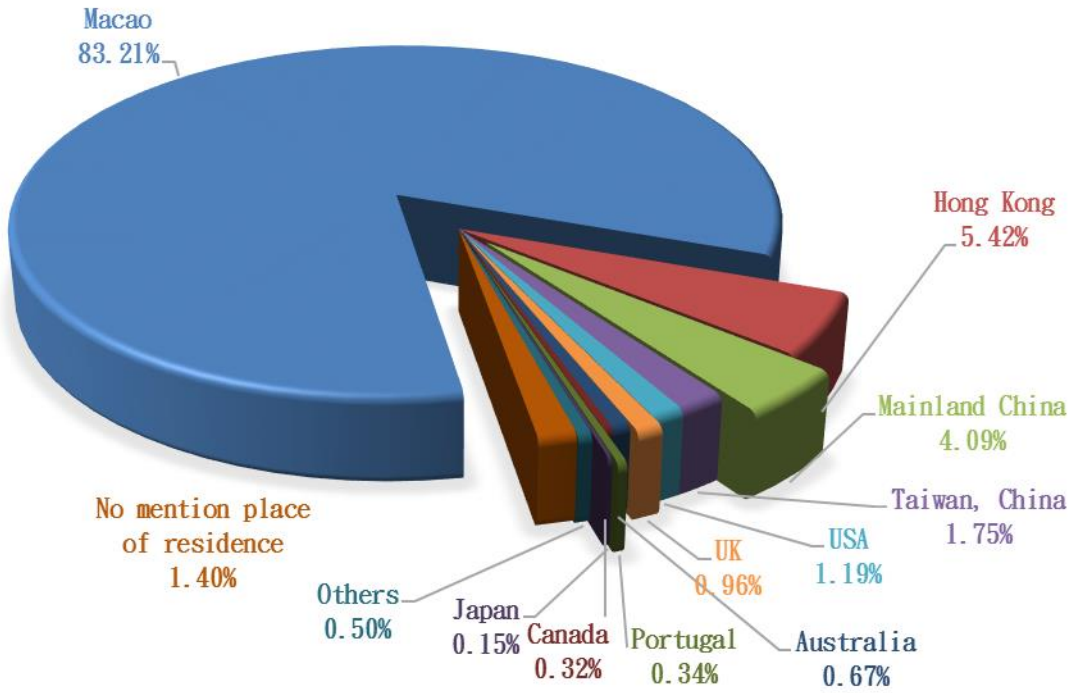

II. Work experience statistics

In terms of work experience, of the 10,278 registrants in Macao, 6,839 filled in their work experience, accounting for 66.54% of the total. Of the 2,074 registrants living not in Macao, 1,287 filled in their work experience, accounting for 62.05%.

2.1 Work experience items: (Unit: Number of people)

No. of items to be registered	Living in Macao	Living not in Macao
0 item	3,439 (33.46%)	787 (37.95%)
1 item	4,741 (46.13%)	989 (47.69%)
2 items	1,005 (9.78%)	149 (7.18%)
3 items	517 (5.03%)	67 (3.23%)
4 items or more	576 (5.60%)	82 (3.95%)
Total	10,278 (100.00%)	2,074 (100.00%)

Chart IV: Work experience figure distribution

Work experience of registrants living in Macao

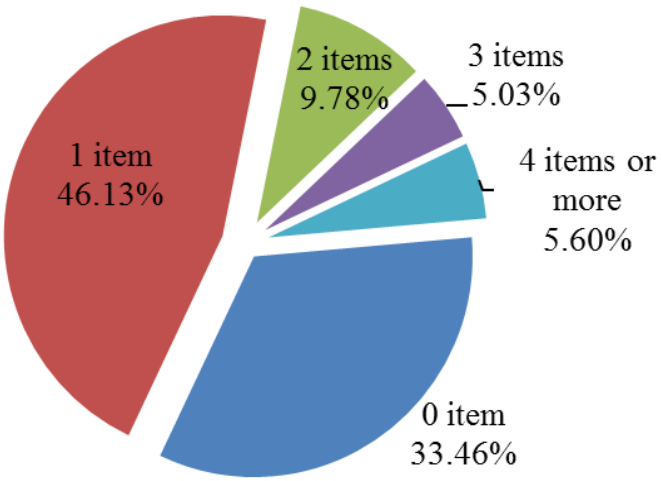

Work experience of registrants living not in Macao

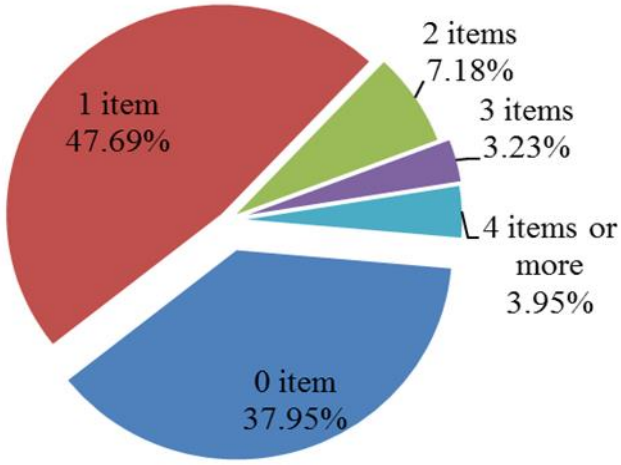

2.2 Distribution of sizes of companies in which the registrants worked

A total of 13,162 items of work experience were registered. Of the 11,234 registrants who lived in Macao, 4,352 people were employed by companies that hired more than 500 employees each, accounting for 38.73% of the registrants living in Macao. Companies with other sizes in which the registrants were hired had similar proportion of number of items, accounting for 9.55% to 15.79%, quite close to each other. There were 1,926 items for registrants who lived not in Macao. There were 907 items for registrants serving in companies that hired over 500 employees, accounting for 47.09%, being the highest proportion.

Sizes of companies in which registrants living in Macao worked (unit: entry)

Company Size (persons)	≤10	11-50	51-100	101-200	201-500	≥501	Total
Number	1,224	1,774	1,073	1,127	1,686	4,352	11,236

Chart V: Company size in which registrants living in Macao worked

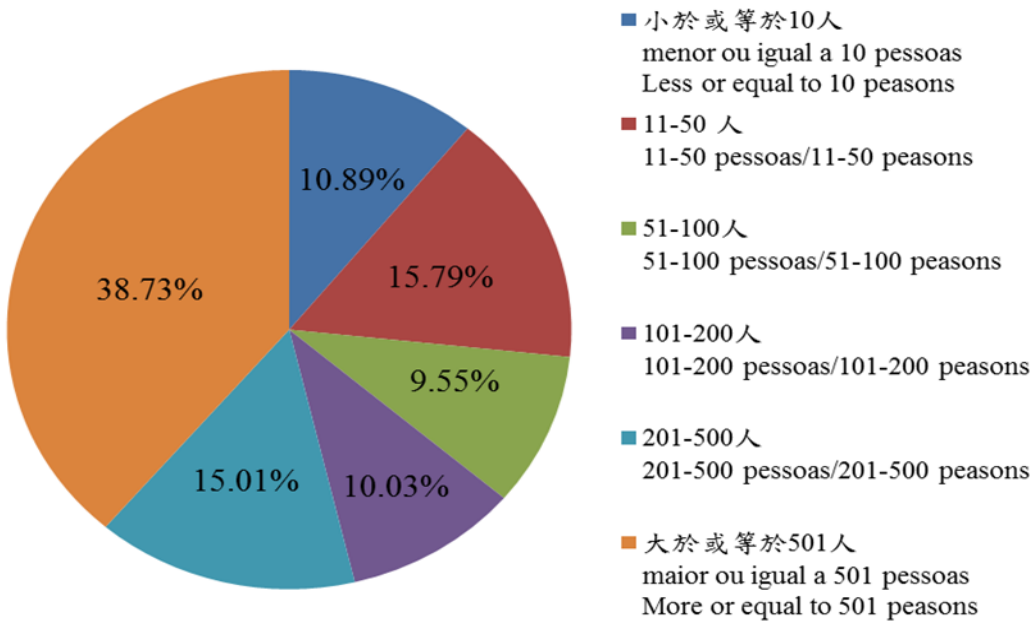

Size of companies in which registrants living not in Macao worked (unit: entry)

Company size (persons)	≤10	11-50	51-100	101-200	201-500	≥501	Total
Number	197	310	159	145	208	907	1,926

Chart VI: Size of companies in which registrants living not in Macao worked

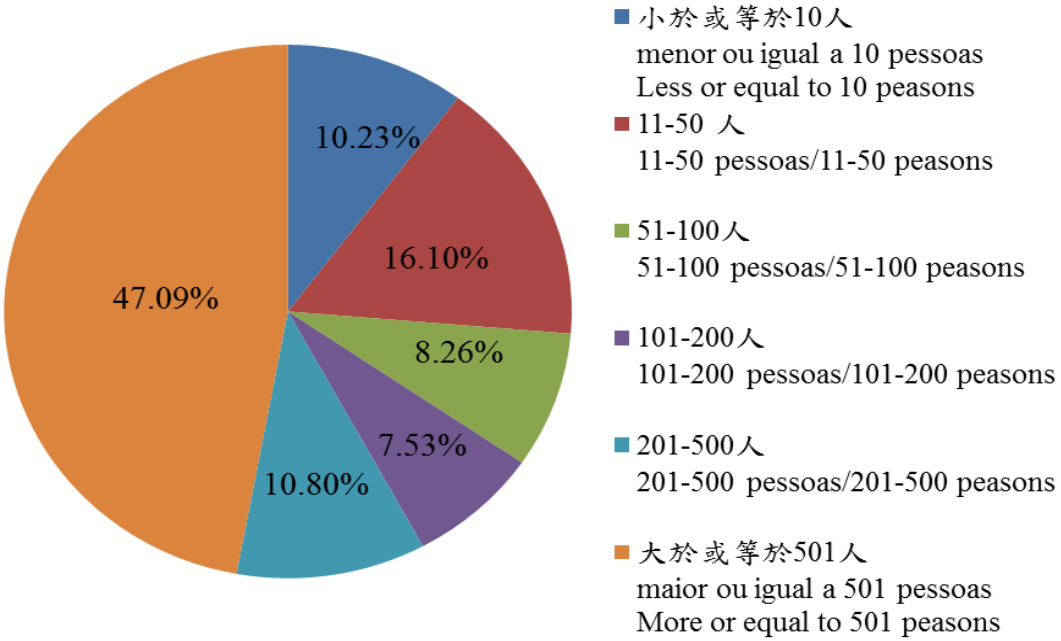

2.3 Distribution by industry engaged in (unit: entry)

Of the 10,278 registrants who lived in Macao and filled in their 11,236 of registration work experience, the first three industries they engaged in were gambling industry, education, public administration and social security affairs services, totally accounting for 34.65%.

No.	Living in Macao			Living not in Macao		
	Industry engaged in	Number of Registration	Percentage	Industry engaged in	Number of Registration	Percentage
1	Gambling industry	1,361	12.11%	Education	276	14.12%
2	Education	1,358	12.09%	Financial industry	231	11.82%
3	Public administration & social security affairs services	1,174	10.45%	Medical, health and social welfare	200	10.24%
4	Hotel industry	1,019	9.07%	Services related to information technology	167	8.55%
5	Medical, health and social welfare	661	5.88%	Other Unlisted Industries	126	6.45%
6	Financial industry	652	5.80%	Manufacturing industry	108	5.53%
7	Other Unlisted Industries	619	5.51%	Construction industry	99	5.07%
8	Construction industry	595	5.27%	Public administration & social security affairs	89	4.55%
9	Retail industry	580	5.16%	Transport and warehousing industry	66	3.38%
10	Services related to information technology	498	4.43%	Retail industry	61	3.12%
11	Community Events	409	3.64%	Professional architectural services	61	3.12%
12	Transport and warehousing industry	264	2.35%	Other Industrial and Commercial Services	53	2.71%
13	Catering industry	228	2.03%	Hotel industry	45	2.30%
14	Telecommunication industry	213	1.90%	Journalism and communication	41	2.10%

15	Professional architectural services	208	1.85%	Telecommunication industry	38	1.94%
16	Advertisement and Special Design Services	196	1.74%	Advertisement and Special Design Services	38	1.94%
17	Other Industrial and Commercial Services	194	1.73%	Accounting services	38	1.87%
18	Manufacturing industry	178	1.58%	Gambling industry	34	1.74%
19	Property investment and management services	169	1.50%	Property investment and management services	34	1.74%
20	Water, electricity and gas production and supply industry	143	1.27%	Legal Service	31	1.59%
21	Accounting services	133	1.18%	Community Event	29	1.48%
22	Wholesale industry	106	0.94%	Water, electricity and gas production and supply industry	29	1.48%
23	Legal Service	88	0.78%	Catering industry	21	1.07%
24	Personal Services	81	0.72%	Wholesale industry	19	0.97%
25	Exhibition Industry	60	0.53%	Personal Services	14	0.72%
26	Journalism and communication	35	0.31%	Exhibition Industry	6	0.31%
27	Tourism	14	0.12%	Tourism	0	-
Total		**11,236**	**100.00%**		**1,954**	**100.00%**

III. Academic statistics

3.1 Academic distribution (unit: entry)

No.	Living in Macao			Living not in Macao		
	Category	**Item**	**Percentage**	**Category**	**Item**	**Percentage**
1	Bachelor's degree	5,557	58.79%	Bachelor's degree	997	47.41%
2	Master's degree	1,623	17.23%	Master's degree	578	27.48%
3	Graduated from high school	441	4.68%	Certificate or diploma	141	6.70%
4	Certificate or diploma	434	4.61%	Doctorate	104	4.95%
5	Others*	372	3.95%	Others*	77	3.66%
6	Higher Diploma	339	3.60%	Higher Diploma	68	3.23%
7	Bachelor degree supplement course	232	2.46%	Graduated from high school	50	2.38%
8	Postgraduate diploma/certificate	197	2.09%	Postgraduate diploma/certificate	49	2.33%
9	Doctorate	174	1.85%	Bachelor degree supplement course	21	1.00%
10	Associate Diploma	70	0.74%	Associate Diploma	18	0.86%
Total		**9,419**	**100.00%**		**2,103**	**100.00%**

＊ "Others" means that the qualifications of the registrants are not listed in the options, such as: primary school, junior high school graduation.

Of the registrants living in Macao and living not in Macao, those who have a bachelor's and master's degree are in the first two places, holding an absolute proportion. Those who have a bachelor's or master's degree, sorted as living in Macao or living not in Macau, accounted for 76.02% and 74.89% respectively.

3.2 Higher degree discipline distribution: (unit: entry)

Discipline	Living in Macao		Living not in Macao		Total
	Number of Registration	Percentage	Number of Registration	Percentage	
Business and Administration	2,173	25.92%	426	22.21%	2,599
Humanities	889	10.60%	145	7.56%	1,034
Social and behavioral science	686	8.18%	165	8.6%	851
Personal services	639	7.62%	41	2.14%	680
Engineering and engineering Trades	604	7.20%	221	11.52%	825
Health	561	6.69%	181	9.44%	742
Teacher training and education science	510	6.08%	71	3.70%	581
Computer science	414	4.94%	120	6.26%	534
Law	321	3.83%	59	3.08%	380
Arts	315	3.76%	76	3.93%	391
Architecture and Building	260	3.10%	119	6.20%	379
Journalism and information	226	2.70%	29	1.51%	255
Life sciences	176	2.10%	68	3.55%	244
Physical Sciences	151	1.80%	79	4.12%	230
Mathematics and Statistics	98	1.17%	53	2.76%	151
Social services	94	1.12%	13	0.68%	107
Gaming Management	52	0.62%	1	0.05%	53
Transport services	48	0.57%	9	0.47%	57
Manufacturing and processing	47	0.56%	23	1.20%	70
Cultural heritage	42	0.50%	0	0.00%	42
Agriculture, forestry &fishery	38	0.45%	9	0.47%	47
Environmental protection	27	0.32%	9	0.47%	36
Security services	11	0.13%	0	0.00%	11
Veterinary	2	0.02%	1	0.05%	3
Total	**8,384**	**100.00%**	**1,918**	**100.00%**	**10,302**

★Some registrants only provided their academic qualifications and did not provide their disciplines.

VI. License statistics

4.1 License filling-in status:

A number of 4,777registrants filled in their license information, accounting for 38.67% of the total. The registration rates of registrants living in Macao and registrants living not in Macao were similar, being 38.88% and 37.66% respectively. The average numbers of entries were 1.75 and 1.58 respectively.

The number of registrants who filled in their license information and the project profile:

	All the registrants	Living in Macao	Living not in Macao
No. of registrants who did not fill in their licenses	7,575	6,282	1,293
No. of registrants who filled in their licenses	4,777	3,996	781
Total No. of registrants	12,352	10,278	2,074
No. of entries registered	8,231	6,995	1,236
Average No. of entries per person	1.72	1.75	1.58

Chart VII: The number of registrants who filled in their license information and the number of entries:

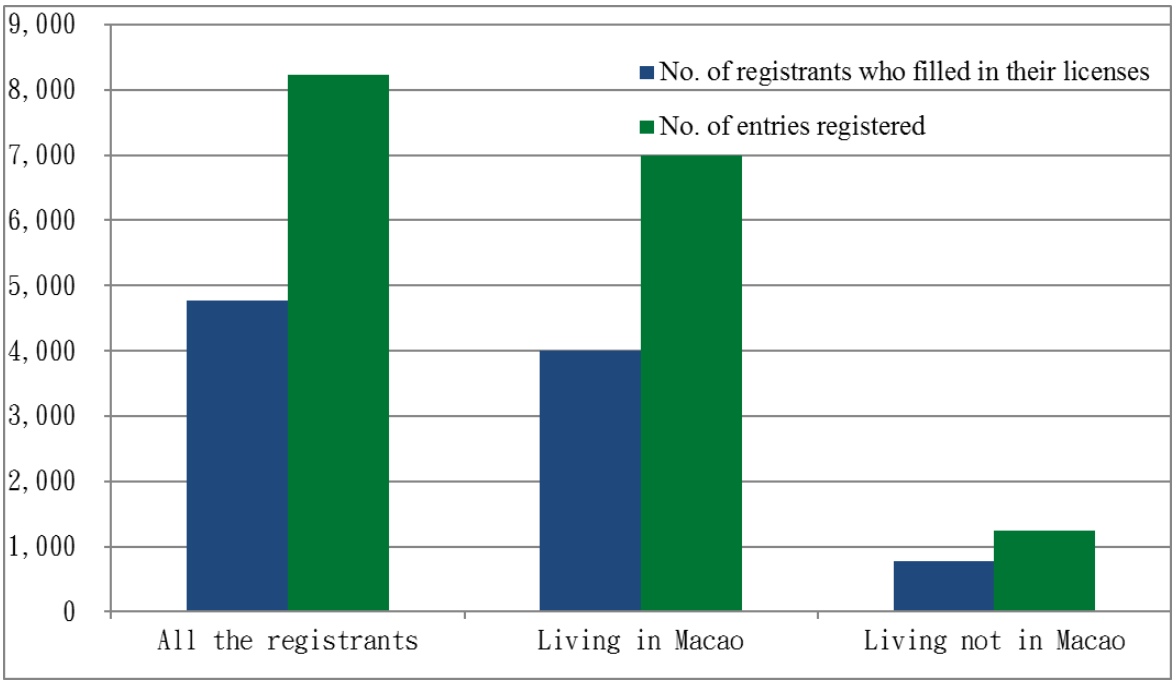

4.2 Distribution of license categories

4.2.1 Distribution of registrants' license categories (Only the first 4 are listed. Unit: entry)

License categories	Business, Management and finance	Language, culture and literature	Engineering industry and maintenance	Information Technology
License total	877(27.75%)	787(24.91%)	531(16.80%)	493(15.60%)

4.2.2. Category of license (Only the first 5 numbers are listed)

Business and management	**Language, culture and literature**
LCCI Book-keeping/Book-keeping and Accounts/Accounting	IELTS (General Training Test /Academic Test)
Macao Vocational Skills Certificate: Estate agent	Putonghua Shuiping Ceshi
Certified Practising Accountant Australia (CPA Australia)	TOEIC Listening & Reading Test
Macao Vocational Skills Certificate: Facility Manager(Advanced Skills)	Japanese-Language Proficiency Test, JLPT
Financial Risk Manager (FRM)	Centre for Evaluation of Portuguese as a Foreign Language, CAPLE exam

Engineering industry and maintenance	**Information technology**
Macao Vocational Skills Certificate: Maintenance Electrician (intermediate Skills)	Cisco – CCNA
Macao Vocational Skills Certificate: Maintenance Electrician (Primary Skills)	ITIL Foundation
Macao Vocational Skills Certificate: Electrical equipment installer	Cisco – CCNP
Intermediate maintenance electrician (Level 4 /Intermediate Skills) National Vocational Qualification Certificate	Microsoft Office Specialist 2010/2013
Advanced maintenance electrician (Level 3 / Advanced Skills) National Vocational Qualification Certificate	Microsoft - MCITP

Travel, hotel and exhibition	Catering industry and cooking
Certified in Exhibition Management, CEM	Macao Vocational Skills Certificate: western style chef (Intermediated Skills)
Tourist travel certificate	ServSafe®Food Safety Manager Certification
Sightseeing tour certificate	International Award in Barista Skills(City & Guilds of London Institute)
Hotel management certificate	Certified Food Safety Professional (CFSP)
UFI- Exhibition Management Degree	Macao Vocational Skills Certificate: western style Bakers (Intermediated Skills)

4.3 Number of license items distribution filled in by the registrant (persons)

No. of items registered	1 item	2 items	3 items	4 items or more	Total
Living in Macao	3,064	402	358	172	3,996
Living not in Macao	615	94	41	31	781
Total	3,679	496	399	203	4,777

License distribution of registrants living in Macao

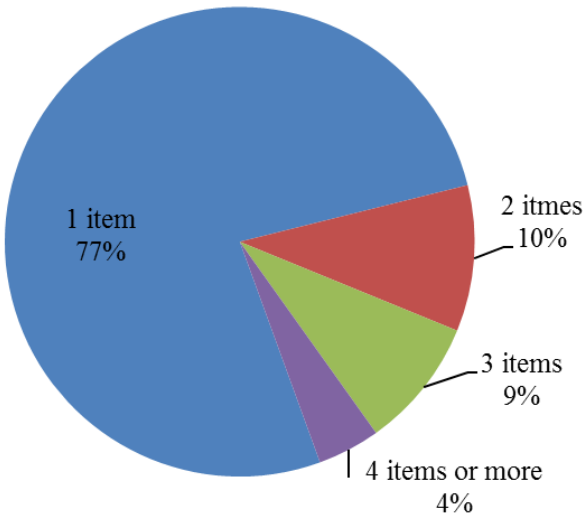
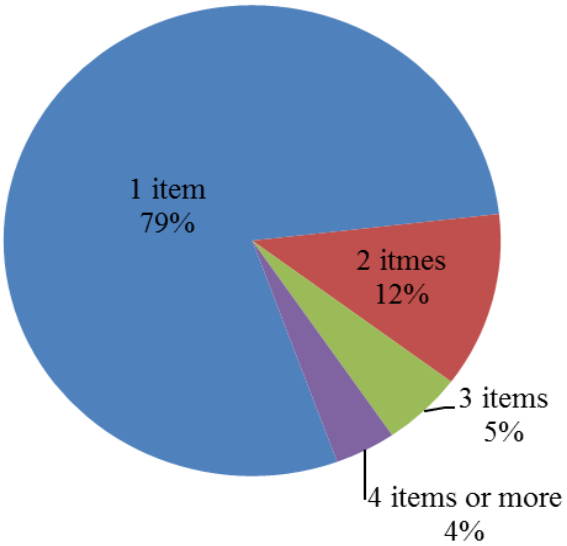
License distribution of registrants living not in Macao